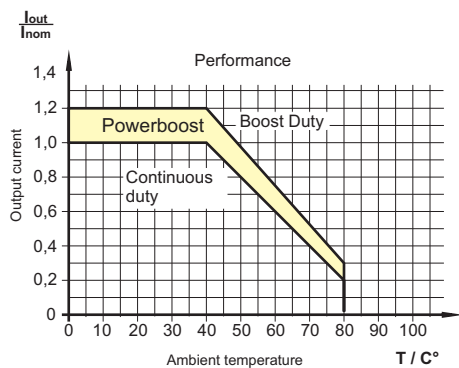
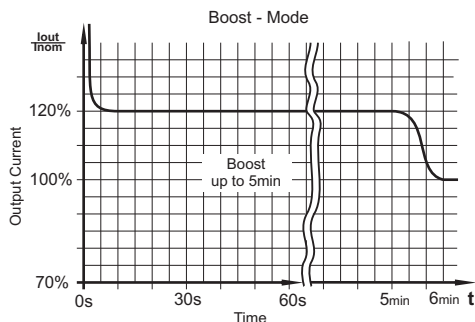
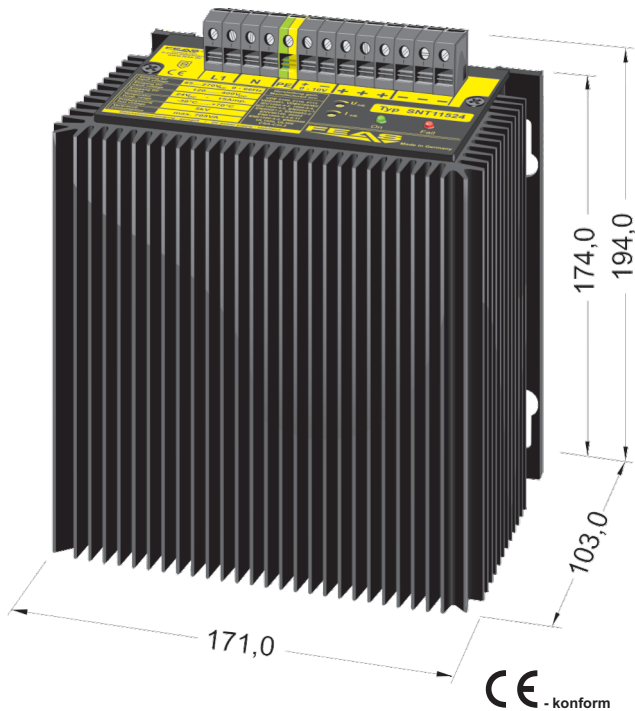


Data sheet

Switch mode power supply: SNT11524

Technical data



Products of the series:

Type	SNT11512	SNT11524
Order number	585112	585124
Output voltage	12VDC	24VDC
Output current	25A	15A

General data	
Type	SNT11524
FEAS Order number	585124
Product description	Switch mode power supply
Product function	DC power supply
Input data	
AC input voltage	85 - 270 V _{AC} (0-66Hz)
DC input voltage	120 - 400 V _{DC}
Input current at nominal load	at 115 V _{AC} max. 4.0 A / at 230 V _{AC} max. 2.0 A
Input current peak	< 8.0 A at 270 V _{AC}
Protective circuit	Transient voltage suppressor Varistor
Output data	
Output voltage U _{Nominal}	24 V _{DC}
Range of adjustment	22.5 30.0 V _{DC}
Output current I _{Nominal}	15.0 A
Current limiting	adjustable 0.5 ... 1.2 x I _{Nominal} / 7.5 - 18.0 A
Fuse Mode (electronic fuse)	-
Power nominal / boost	360 / 430 Watt
Residual ripple (20MHz Bandwidth)	<50mV _{pp}
Control data	
Control deviation (Load)	<200mV with load variation 10 90%
Control deviation (Supply)	<10mV with load variation ±10%
Control time	<10ms with load variation 10 90%
Operating data	
Duty circle	100%
Efficiency	approx. 91%
Parallel connection	Yes
Operating temperature range	-30°C to +70°C
Storage temperature range	-30°C to +105°C
Derating	from 40°C
Cooling	selfcooling recommended respective distance 15mm each
Installation altitude	unlimited
MTBF	> 380.000h
Safety devices	
Fuse for input	at 115 V _{AC} 8.0 A delayed / at 230 V _{AC} 4.0 A delayed
Fuse for output	not necessary - short circuit proof
Overload protection	integrated into device
Hold-up time	20 ms typ.
Safety data	
Test voltage transformer	5kV _{AC} according to VDE0570
High voltage resistance	Input/Output 4,4kV _{AC} according to VDE0806/IEC380
Degree of EMI suppresion	according to VDE0871B, EN55022/B
Protection class	Protection class I with PE-Connection (EN60950)
Extra low safety potential	PELV (EN60204), SELV (EN60950)
Ambient humidity	95% relative humidity, yearly average dewing allowed for use in tropical ambient
Protective class enclosure	IP 65
Protective class terminals	IP20 (BGV A3)
Vibration proof	>100g at 33Hz in X, Y and Z acc. IEC68 and DIN41640
Status & Signal	
Status indicator	LED - Operating, LED - Operating fail
Signals	-
Interface	0-10 V interface to adjust voltage (Dimmer)
Applied construction regulations	
according to VDE	VDE0100, VDE0110, VDE0113, VDE0551, VDE0806
IEC	IEC60950-1, IEC61000-6-1,2,3,4, IEC60068-2-3, IEC60068-2-11-52, IEC60529
EN	EN60950-1, EN61140, EN61000-6-1, EN61000-6-2, EN61000-6-3, EN61000-6-4, EN55022, EN55011 EN61000-3-2, EN61000-3-3, EN60204 EN60529, EN61000-4-2,3,4,5,6,8,11, EN60068-1, EN6068-2, EN61558-2-17
CSA/UL	CSA-C 22.2 / UI60950-1, UI508, UL1950
Mechanical data	
Mounting	Wall mounting with M8 screws
Dimensions (W x H x D)	171mm x 194mm x 103mm
Weight	approx. 5.25kg



Postfach 1521
D - 22905 Ahrensburg

Phone: +49 4102 42082
Fax: +49 4102 40930

E-Mail: sales@feas.com
Internet: www.feas.com