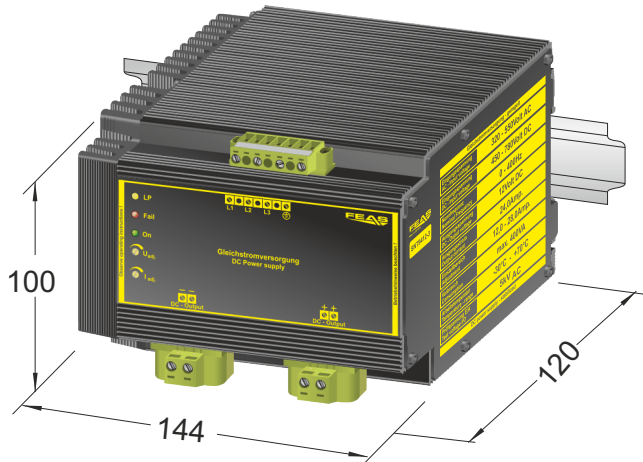


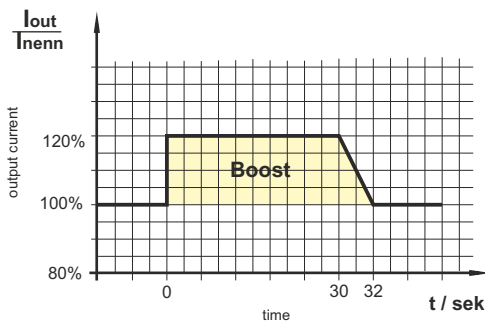
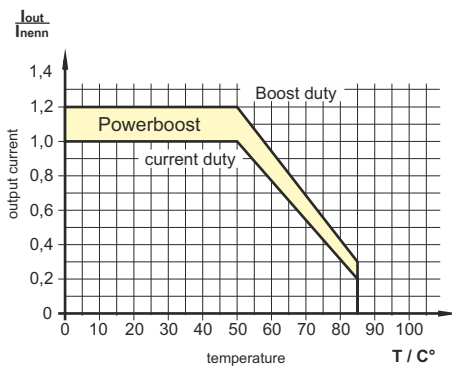
# Data sheet

## Switch mode power supply: SNT9412-3

### Technical data



CE - konform



Products of the series:			
Type	SNT9412-3	SNT9424-3	SNT9448-3
Order number	588123	588243	588483
Output voltage	12VDC	24VDC	48VDC
Output current	20.0A	12.0A	6.0A

#### General data

Type	SNT9412-3
FEAS Order number	588123
Product description	Switch mode power supply
Product function	DC power supply

#### Input data

AC input voltage	320 - 550V <sub>AC</sub> (0-400Hz)
DC input voltage	450 - 780V <sub>DC</sub>
Input current at nominal load	at 400V <sub>AC</sub> max. 0.75A each phase
Input current peak	< 26 A at 550V <sub>AC</sub>
Protective circuit	Transient voltage suppressor Varistor

#### Output data

Output voltage U <sub>Nominal</sub>	12V <sub>DC</sub>
Range of adjustment	10.5 ..... 16.0V <sub>DC</sub>
Output current I <sub>Nominal</sub>	20.0A
Current limiting	adjustable 0.5 ..... 1.2 x I <sub>Nominal</sub>
Power	240 Watt
Residual ripple (20MHz Bandwidth)	<25mV <sub>PP</sub>

#### Control data

Control deviation (Load)	<200mV with load variation 10 ..... 90%
Control deviation (Supply)	<10mV with load variation ±10%
Control time	<10ms with load variation 10 ..... 90%

#### Operating data

Duty circle	100%
Efficiency	approx. 89%
Parallel connection	Yes
Operating temperature range	-40°C to +80°C
Storage temperature range	-40°C to +105°C
Derating	from 50°C
Cooling	selfcooling recommended respective distance 15mm each
Installation altitude	unlimited
MTBF	> 380.000h

#### Safety devices

Fuse for input	at 400V <sub>AC</sub> 2.0A delayed each phase
Fuse for output	not necessary - short circuit proof
Overload protection	integrated into device
Hold-up time	20 ms typ.

#### Safety data

Test voltage transformer	5kV <sub>AC</sub> according to VDE0551
High voltage resistance	Input/Output 4,4kV <sub>AC</sub> according to VDE0806/IEC380
Degree of EMI suppression	according to VDE0871B, EN55022/B
Protection class	Protection class I with PE-Connection (EN60950-1)
Extra low safety potential	PELV (EN60204), SELV (EN60950)
Ambient humidity	95% relative humidity, yearly average dewing allowed for use in tropical ambient
Protective class enclosure	IP65
Protective class terminals	IP20 (BGV A3)
Vibration proof	>30g at 33Hz in X, Y and Z acc. IEC68 and DIN41640

#### Status & Signal

Status indicator	LED - Operating, - Operating fail, - Phase fail
Signals	-

#### Applied construction regulations

according to VDE	VDE0100, VDE0110, VDE0113, VDE0551, VDE0160/W2, VDE0806
IEC	IEC60950, IEC61000-6-1-2-3-4, IEC60068-2-3, IEC60068-2-11-52, IEC60529, IEC380
EN	EN60950-1, EN61140, EN61000-6-1, EN61000-6-2, EN61000-6-3, EN61000-6-4, EN55022, EN55011, EN61000-3-2, EN61000-3-3, EN50204, EN60204, EN60529, EN61000-4-2-3-4-5-6-8-11, EN60068-1, EN6068-2-1-2-3-6-27-30, EN45501, EN50021, EN61558-2-17, EN50178
CSA/UL	CSA-C 22.2 / UI60950, UI508, UL1950

#### Mechanical data

Mounting	on Rails according to DIN 46277
Dimensions (W x H x D)	144mm x 100mm x 120mm
Weight	approx. 3.40kg



Postfach 1521  
D - 22905 Ahrensburg

Phone: +49 4102 42082  
Fax: +49 4102 40930

E-Mail: sales@feas.com  
Internet: www.feas.com