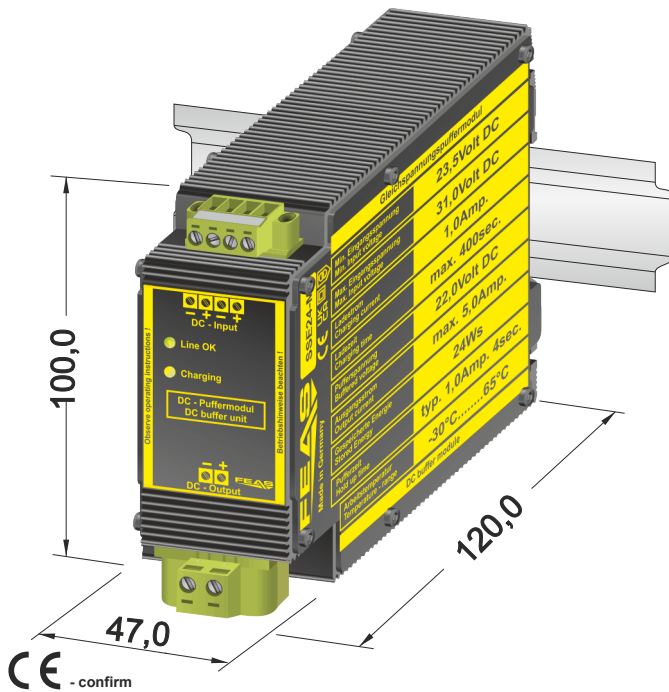


# Product specification

## Buffer modul SSE24-M



- Input range: 23.5 - 31.0 V<sub>DC</sub>
- Buffer voltage: 22.0 V<sub>DC</sub>
- Buffered time: 4s (typ. 24V/1.0A)
- Industrial-suited, maintenance free
- Compact design
- Operating status shown by LED: Line-In, charging-level
- Selective protection of critical consumer
- Parallel operation, overload and open circuit protected
- Suitable for the tropics, vibration proof  
exposy resin casted
- Extra low safety potential  
PELV (EN 60204), SELV (EN 62368)
- Safety acc. to VDE, EN, UL, CSA

### Application

Please use the SSE-buffer-modules in order to buffer load currents during line voltage faults, peak loads or switching operations.

Therefore the buffer module can be connected directly in parallel to the regulated DC circuit or can be used for the selective protection of critical consumers.

Through this, interferences at controls, caused by short blackouts, can be avoided and the failure probability of the system can be reduced effective.

### Functional principle

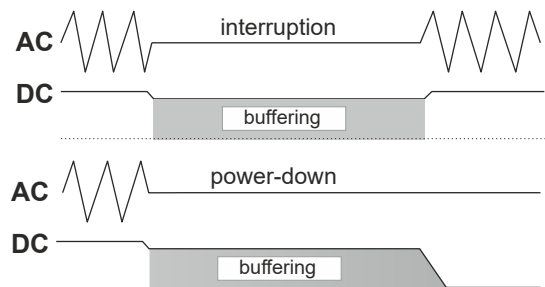
The buffer module stores energy as long as the DC power supply voltage is available. In case of a power failure the buffer module delivers the energy controlled to the consumer.

Thus for example operations can be finalized controlled and process data can be stored, to allow controlled restarts.

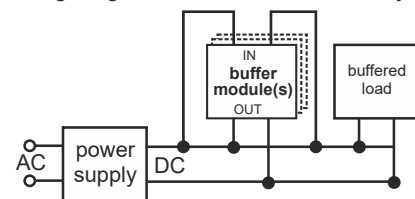
To extend the backup time or to increase the system performance, an arbitrary number of buffer modules are connected in parallel.

### Design

Completely embedded with resin in an aluminium housing for mounting on a rail or at the wall.



wiring diagram with buffered load only



wiring diagram with buffered and unbuffered load

