


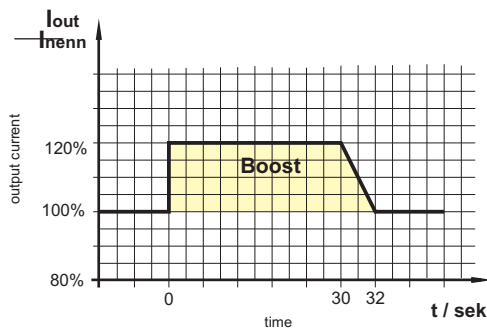
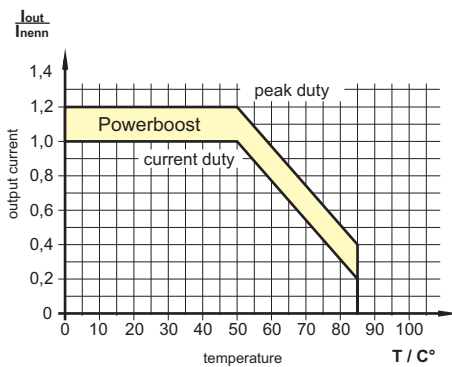
# Data sheet

## Switch mode power supply: SNT10014

### Technical data



CE - konform



#### Products of the series:

Type	SNT 10005	SNT 10012	SNT 10015	SNT 10024	SNT 10028
Order number	583005	583012	583015	583024	583028
Output voltage	5VDC	12VDC	15VDC	24VDC	28VDC
Output current	12A	8A	7A	5A	4.5A

General data	
Type	SNT10014
FEAS Order number	583014
Product description	Switch mode power supply
Product function	DC power supply
Input data	
AC input voltage	85 - 270V <sub>AC</sub> (0-400Hz)
DC input voltage	120 - 400V <sub>DC</sub>
Input current at nominal load	at 115V <sub>AC</sub> max. 2.0A / at 230V <sub>AC</sub> max. 1.0A
Input current peak	< 18A at 270V <sub>AC</sub>
Protective circuit	Transient voltage suppressor Varistor
Output data	
Output voltage U <sub>Nominal</sub>	14V <sub>DC</sub>
Range of adjustment	10.0 ..... 15.6V <sub>DC</sub>
Output current I <sub>Nominal</sub>	7.0A
Current limiting/Fuse Mode	1.2 x I <sub>Nominal</sub>
Power	98 Watt
Residual ripple (20MHz Bandwidth)	<25mV <sub>PP</sub>
Control data	
Control deviation (Load)	<200mV with load variation 10 ..... 90%
Control deviation (Supply)	<10mV with load variation ±10%
Control time	<10ms with load variation 10 ..... 90%
Operating data	
Duty circle	100%
Efficiency	approx. 78%
Parallel connection	Yes
Operating temperature range	-40°C to +80°C
Storage temperature range	-40°C to +105°C
Derating	from 50°C
Cooling	selfcooling recommended respective distance 15mm each
Installation altitude	unlimited
MTBF	> 380.000h
Safety devices	
Fuse for input	at 115V <sub>AC</sub> 4.0A delayed / at 230V <sub>AC</sub> 2.0A delayed
Fuse for output	not necessary - short circuit proof
Overload protection	integrated into device
Hold-up time	20 ms typ.
Safety data	
Test voltage transformer	5kV <sub>AC</sub> according to VDE0570
High voltage resistance	Input/Output 4,4kV <sub>AC</sub> according to VDE0806/IEC380
Degree of EMI suppression	according to VDE0871B, EN55022/B
Protection class	Protection class II
Extra low safety potential	PELV (EN60204), SELV (EN60950)
Ambient humidity	95% relative humidity, yearly average dewing allowed for use in tropical ambient
Protective class enclosure	IP65
Protective class terminals	IP20 (BGV A3)
Vibration proof	>30g at 33Hz in X, Y and Z acc. IEC68 and DIN41640
Status & Signal	
Status indicator	LED - Operating, LED - Operating fail
Signals	-
Interfaces	-
Applied construction regulations	
according to VDE	VDE0100, VDE0110, VDE0113, VDE0551, VDE0806
IEC	IEC60950-1, IEC61000-6-1-2-3-4, IEC60068-2-3, IEC60068-2-11-52, IEC60529, IEC380
EN	EN60950-1, EN61140, EN61000-6-1, EN61000-6-2, EN61000-6-3, EN61000-6-4, EN55022, EN55011, EN61000-3-2, EN61000-3-3, EN60204, EN60529, EN61000-4-2-3-4-5-6-8-11, EN60068-1, EN60668-2-1-2-3-6-27-30, EN61558-2-17, EN61010-1
CSA/UL	CSA-C 22.2 / UL60950, UL508, UL1950
Mechanical data	
Mounting	on Rails according to DIN 46277
Dimensions (W x H x D)	100mm x 75mm x 110mm
Weight	approx. 1.06kg



Postfach 1521  
D - 22905 Ahrensburg

Phone: +49 4102 42082  
Fax: +49 4102 40930

E-Mail: sales@feas.com  
Internet: www.feas.com