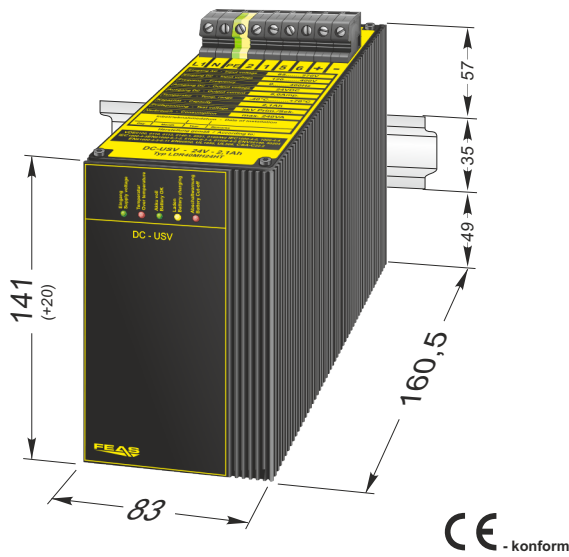
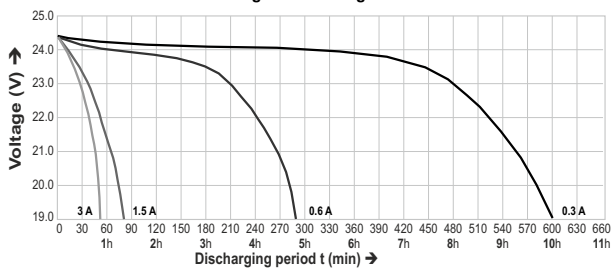


# Data sheet

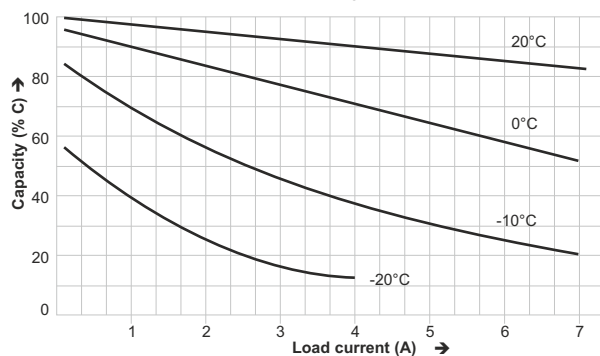
## Power Supply with Accupack: LDR40MH24-HT



Discharge current diagram at 20°C



Withdrawable capacity in % of the nominal capacity at different temperatures



### Products of the series:

Type	LDR40MH12-HT	LDR40MH24-HT
Order number	589933	589932
Output voltage	9.0 - 13.0 V <sub>DC</sub>	19.0 - 26.0 V <sub>DC</sub>
Output current	8.0 A	5.0 A
Capacity	4.2 Ah	2.1 Ah
Nominal Power	96 W	120 W
Buffered time	30min typ. 8 A	25min typ. 5 A

### Technical data

General data	
Type	LDR40MH24-HT
FEAS Order number	589932
Product description	Power Supply with accupack (DC-USV)
Product function	DC power supply
Input data	
AC input voltage	85 - 270V <sub>AC</sub> (0-400Hz)
DC input voltage	120 - 400V <sub>DC</sub>
Input current at nominal load	at 115V <sub>AC</sub> max. 1.3A / at 230V <sub>AC</sub> max. 0.65A
Input current peak	< 17 A at 230V <sub>AC</sub>
Protective circuit	Transient voltage suppressor Varistor
Output data	
Output voltage U <sub>Nominal</sub>	24 V <sub>DC</sub>
Buffered voltage	19.0 - 26.0 V <sub>DC</sub> following the accu-voltage
Output current I <sub>Nominal</sub>	5.0A
Current limiting/	appr. 1.2 x I <sub>Nominal</sub>
Power	120 Watt
Residual ripple (20MHz Bandwidth)	<25mV <sub>pp</sub>
Control data	
Control deviation (Load)	<200 mV with load variation 10 ..... 90%
Control deviation (Supply)	<25 mV with load variation ±10%
Control time	<10ms with load variation 10 ..... 90%
Operating data	
Duty circle	100%
Efficiency	approx. 89% (grid mode)
Capacity C	3.0 Ah (20°C)
Buffered Time	typ. 5A - 25min
Parallel connection	No
Operating temperature range	-40°C to +70°C
Storage temperature range	-40°C to +70°C
Derating	from 60°C
Cooling	selfcooling
Battery type	NiMH
Installation altitude	unlimited
MTBF	> 380.000h (without accupack)
Safety devices	
Fuse for input	at 115V <sub>AC</sub> 2.5A slow blow / at 230V <sub>AC</sub> 1.25A slow blow
Fuse for output	not necessary - short circuit proof
Overload protection	integrated into device
Safety data	
Test voltage transformer	5kV <sub>AC</sub> according to VDE0570
High voltage resistance	Input/Output 4,4kV <sub>AC</sub> according to VDE0806/IEC380
Degree of EMI suppresion	according to VDE0871B, EN55022/B
Protection class	Protection class I with PE-Connection (EN62368)
Extra low safety potential	PELV (EN60204), SELV (EN62368)
Ambient humidity	95% relative humidity, yearly average dewing allowed for use in tropical ambient
Protective class enclosure	IP65
Protective class terminals	IP20 (BGV A3)
Vibration proof	>30g at 33Hz in X, Y and Z acc. IEC68 and DIN41640
Status & Signal	
Status indicator	LED: input, Charging, Buffer mode, Temperature
Signals	Relais input, Accu-protection
Interfaces	Sleep-mode
Applied construction regulations	
according to VDE	VDE0100, VDE0110, VDE0113, VDE0551, VDE0806
IEC	IEC62368-1, IEC61000-6-1-2-3-4, IEC60068-2-3, IEC60068-2-11-52, IEC60529
EN	EN62368-1, EN61140, EN61000-6-1, EN61000-6-2, EN61000-6-3, EN61000-6-4, EN55022, EN55011, EN61000-3-2, EN61000-3-3, EN60204, EN60529, EN61000-4-2-3-4-5-6-8-11, EN60068-1, EN60668-2-1, EN61558-2-17, EN61010-1
CSA/UL	CSA-C 22.2, UL508, UL1950
Mechanical data	
Mounting	On DIN-rail or on wall with screws
Dimensions (W x H x D)	83mm x 161mm x 160.5mm
Weight	approx. 3.5kg



Postfach 1521  
D - 22905 Ahrensburg

Phone: +49 4102 42082  
Fax: +49 4102 40930

E-Mail: sales@feas.com  
Internet: www.feas.com