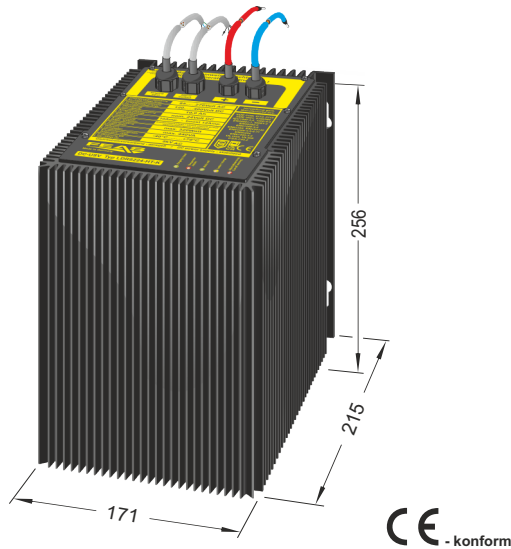
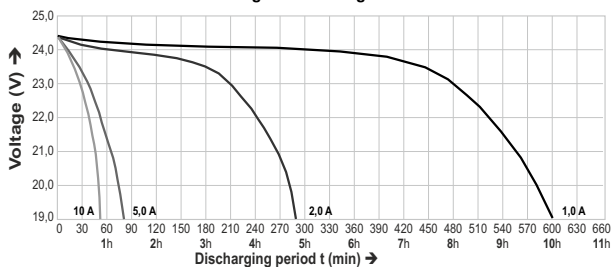


Data sheet

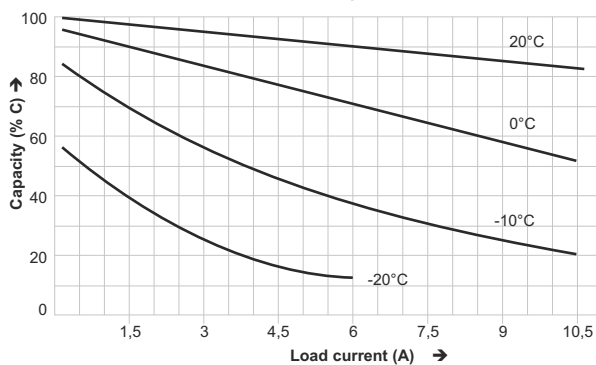
Power Supply with Accupack (DC-UPS):LDR8224-HT-K



Discharge current diagram at 20°C



Withdrawable capacity in % of the nominal capacity at different temperatures



Products of the series:

| Type | LDR8212-HT-K | LDR8224-HT-K |
|----------------|----------------------------|-----------------------------|
| Order number | 589950 | 589951 |
| Output voltage | 9.0 - 14.0 V _{DC} | 19.0 - 28.0 V _{DC} |
| Output current | 15 A | 10 A |
| Capacity (20°) | 20 Ah | 10 Ah |
| Nominal Power | 210 W | 280 W |
| Buffered time | 90min typ. 15 A | 50min typ. 10 A |

Technical data

General data

| | |
|---------------------|----------------------------|
| Type | LDR8224-HT-K |
| FEAS Order number | 589951 |
| Product description | Power Supply with accupack |
| Product function | DC power supply |

Input data

| | |
|-------------------------------|---|
| AC input voltage | 85 - 270V _{AC} (0-66Hz) |
| DC input voltage | 120 - 400V _{DC} |
| Input current at nominal load | at 115V _{AC} max. 3.0A / at 230V _{AC} max. 1.5A |
| Input current peak | < 8 A at 230V _{AC} |
| Protective circuit | Transient voltage suppressor Varistor |

Output data

| | |
|-------------------------------------|--|
| Output voltage U _{Nominal} | 24 V _{DC} |
| Buffered voltage | 19.0 - 28.0 V _{DC} following the accu-voltage |
| Output current I _{Nominal} | 10.0A |
| Current limiting/ | appr. 30.0 A |
| Power | 280 Watt |
| Residual ripple (20MHz Bandwidth) | <25mV _{pp} |

Control data

| | |
|----------------------------|--|
| Control deviation (Load) | <200 mV with load variation 10 90% |
| Control deviation (Supply) | <25 mV with load variation ±10% |
| Control time | <10ms with load variation 10 90% |

Operating data

| | |
|-----------------------------|--|
| Duty circle | 100% |
| Efficiency | approx. 91% (grid mode) |
| Capacity C | 10.0 Ah (20°C) |
| Buffered Time | typ. 10A - 50min (see graph on the left) |
| Parallel connection | No |
| Operating temperature range | -40°C to +70°C |
| Storage temperature range | -40°C to +70°C |
| Derating | from 40°C |
| Cooling | selfcooling recommended respective distance 15mm each |
| Installation altitude | unlimited |
| MTBF | > 380.000h (without accupack) |

Safety devices

| | |
|---------------------|---|
| Fuse for input | at 115V _{AC} 5.0A slow blow / at 230V _{AC} 2.5A slow blow |
| Fuse for output | not necessary - short circuit proof |
| Overload protection | integrated into device |

Safety data

| | |
|----------------------------|---|
| Test voltage transformer | 5kV _{AC} according to VDE0570 |
| High voltage resistance | Input/Output 4,4kV _{AC} according to VDE0806/IEC380 |
| Degree of EMI suppresion | according to VDE0871B, EN55022/B |
| Protection class | Protection class I with PE-Connection (En62368) |
| Extra low safety potential | PELV (EN60204), SELV (En623668) |
| Ambient humidity | 95% relative humidity, yearly average dewing allowed for use in tropical ambient |
| Protective class enclosure | IP54 |
| Protective class terminals | - |
| Vibration proof | >30g at 33Hz in X, Y and Z acc. IEC68 and DIN41640 |

Status & Signal

| | |
|------------------|--|
| Status indicator | LED - Grid, Charging, Buffer mode, Temperature |
| Signals | Relais - Grid/Temp., Accu-protection |
| Interfaces | Sleep-mode |

Applied construction regulations

| | |
|------------------|---|
| according to VDE | VDE0100, VDE0110, VDE0113, VDE0551, VDE0806 |
| IEC | IEC62368-1, IEC61000-6-1-2-3-4, IEC60068-2-3, IEC60068-2-11-52, IEC60529 |
| EN | EN62368-1, EN61140, EN61000-6-1, EN61000-6-2, EN61000-6-3, EN61000-6-4, EN55022, EN55011, EN61000-3-2, EN61000-3-3, EN60204, EN60529, EN61000-4-2-3-4-5-6-8-11, EN60068-1, EN60668-2-1, EN61558-2-17, EN61010-1 |
| CSA/UL | CSA-C 22.2, UL508, UL1950 |

Mechanical data

| | |
|------------------------|-----------------------|
| Mounting | on wall |
| Dimensions (W x H x D) | 171mm x 256mm x 215mm |
| Weight | approx. 16.50kg |



Postfach 1521
D - 22905 Ahrensburg

Phone: +49 4102 42082
Fax: +49 4102 40930

E-Mail: sales@feas.com
Internet: www.feas.com