


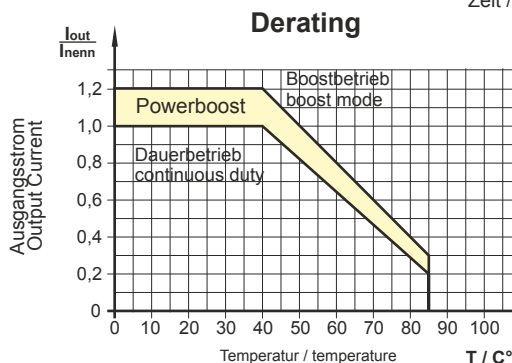
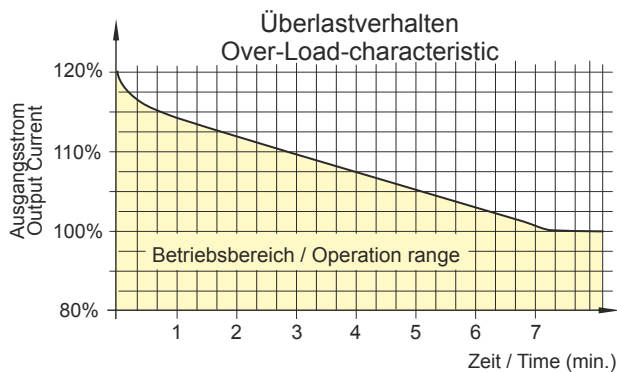
Data sheet

Switch mode power supply: SNT13024-K

Technical data



CE - konform



Products of the series:

Type	SNT13012-K	SNT13024-K	SNT13048-K
Order number	585213	585225	585249
Output voltage	12VDC	24VDC	48VDC
Output current	45.0A	30.0A	15.0A

General data

Type	SNT13024-K
FEAS Order number	585225
Product description	Switch mode power supply
Product function	DC power supply

Input data

AC input voltage	85 - 270V _{AC} (44-66Hz)
DC input voltage	120 - 400V _{DC}
Input current at nominal load	at 115V _{AC} max. 8.4A / at 230V _{AC} max. 4.2A
Input current peak	< 10 A at 270V _{AC}
Protective circuit	Transient voltage suppressor Varistor Surge arrester

Output data

Output voltage U _{Nominal}	24V _{DC}
Range of adjustment	23.0 30.0V _{DC}
Output current I _{Nominal}	30.0A
Current limiting/Fuse-Mode	adjustable 0.5 ... 1.2 x I _{Nominal} - 15.0 ... 36.0A
Power nominal / boost	720 Watt / 864 Watt
Residual ripple (20MHz Bandwidth)	<100mV _{rms}
max. Power consumption in standby	<30 Watt

Control data

Control deviation (Load)	<2% with load variation 10 90%
Control deviation (Supply)	<0.1% with load variation ±10%
Control time	<250ms with load variation 10 90%

Operating data

Duty circle	100%
Efficiency	approx. 95%
Parallel connection	Yes
Operating temperature range	- 40°C to +80°C
Storage temperature range	- 40°C to +105°C
Derating	from 40°C
Cooling	selfcooling
Installation altitude	unlimited
MTBF	> 380.000h

Safety devices

Fuse for input	at 115V _{AC} 12.0A delayed / at 230V _{AC} 6.0A delayed
Fuse for output	not necessary - short circuit proof
Overload protection	integrated into device
Hold-up time	20 ms typ.

Safety data

Test voltage transformer	5kV _{AC} according to VDE0570
High voltage resistance	Input/Output 4.4kV _{AC} according to VDE0806/IEC380 L/N - PE = 1500VAC; out - PE = 500VDC
Degree of EMI suppresion	according to EN55022
Protection class	Protection class I with PE-Connection (EN62368-1)
Extra low safety potential	PELV (EN60204), SELV (EN62368-1)
Ambient humidity	95% relative humidity, yearly average dewing allowed for use in tropical ambient
Protective class enclosure	IP65 - IP69K* (*if poti openings are properly sealed)
Protective class terminals	-
Vibration proof	>50g at 33Hz in X, Y and Z according to IEC68 and DIN14640

Status & Signal

Status indicator	LED - Line, Load, Temperature, Input, Output Mains low, Output overvoltage
Signals	Relay - Overtemperature, Overload, Short-circuit
Interface	0-10 V interface to adjust voltage (Dimmer)

Applied construction regulations

according to VDE	VDE0100, VDE0110, VDE0113, VDE0806
IEC	IEC61000-6-1,2,3,4, IEC60068-2-3, IEC60068-2-11,52, IEC60529
EN	EN61140, EN61000-6-1,2,3,4, EN55011, EN61000-3-2,3, EN61000-4-2-3-4-5-6-8-11, EN61000-6-2-3-4, EN60204, EN60529, EN60068-1, EN60068-2-1, EN61010-1, EN62040-1,2, EN61558-2-16, EN55032, EN55024
CSA/UL	CSA-C 22.2 / UL60950, UL508, UL1950

Mechanical data

Mounting	Wall mounting with screws
Dimensions (W x H x D)	148mm x 256mm x 167,5mm
Weight	approx. 11.0kg



Postfach 1521
D - 22905 Ahrensburg

Phone: +49 4102 42082
Fax: +49 4102 40930

e-Mail: sales@feas.com
Internet: www.feas.com