


Data sheet

Switch mode power supply: SNT14060-K



CE - konform

Technical data

General data

Type	SNT14060-K
FEAS Order number	5845261
Product description	Switch mode power supply
Product function	DC power supply

Input data

AC input voltage	85 - 270V _{AC} (44-66Hz)
DC input voltage	120 - 400V _{DC}
Input current at nominal load	at 115V _{AC} max. 8.4A / at 230V _{AC} max. 4.2A
Input current peak	< 10 A at 270V _{AC}
Protective circuit	Transient voltage suppressor Varistor Surge arrester

Output data

Output voltage U _{Nominal}	60V _{DC}
Range of adjustment	60.0 72.0V _{DC}
Output current I _{Nominal}	15.0A
Current limiting/Fuse-Mode	adjustable 0.5 ... 1.2 x I _{Nominal} - 7.5 ... 18A
Power nominal / boost	900 Watt / 1080 Watt
Residual ripple (20MHz Bandwidth)	< 100mV _{rms}
max. Power consumption in standby	< 30 Watt

Control data

Control deviation (Load)	< 2% with load variation 10 90%
Control deviation (Supply)	< 0.1% with load variation ± 10%
Control time	< 250ms with load variation 10 90%

Operating data

Duty circle	100%
Efficiency	approx. 95%
Parallel connection	Yes
Operating temperature range	- 40°C to +80°C
Storage temperature range	- 40°C to +105°C
Derating	from 40°C
Cooling	selfcooling
Installation altitude	unlimited
MTBF	> 380.000h

Safety devices

Fuse for input	at 115V _{AC} 14.0A delayed / at 230V _{AC} 7.0A delayed
Fuse for output	not necessary - short circuit proof
Overload protection	integrated into device
Hold-up time	20 ms typ.

Safety data

Test voltage transformer	5kV _{AC} according to VDE0570
High voltage resistance	Input/Output 4.4kV _{AC} according to VDE0806/IEC380 L/N - PE = 1500VAC; out - PE = 500VDC
Degree of EMI suppresion	according to EN55022
Protection class	Protection class I with PE-Connection (EN62368-1)
Extra low safety potential	PELV (EN60204), SELV (EN62368-1)
Ambient humidity	95% relative humidity, yearly average dewing allowed for use in tropical ambient
Protective class enclosure	IP65 - IP69K* (*if poti openings are properly sealed)
Protective class terminals	-
Vibration proof	> 50g at 33Hz in X, Y and Z according to IEC68 and DIN14640

Status & Signal

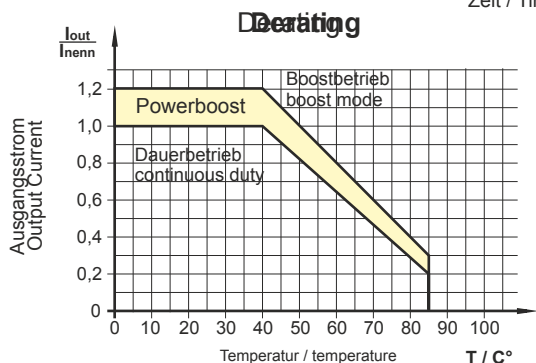
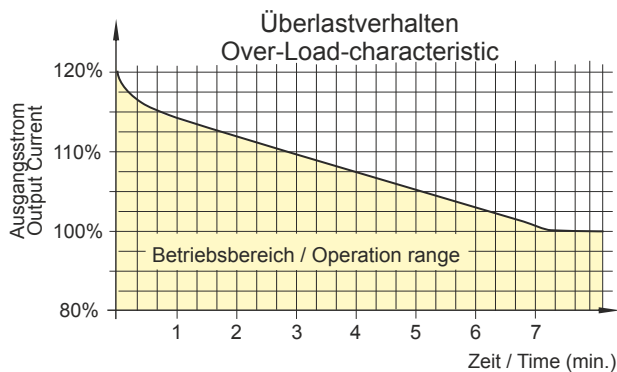
Status indicator	LED - Line, Load, Temperature, Input, Output Mains low, Output overvoltage
Signals	Relay - Overtemperature, Overload, Short-circuit
Interface	0-10 V interface to adjust voltage (Dimmer)

Applied construction regulations

according to VDE	VDE0100, VDE0110, VDE0113, VDE0806 IEC61000-6-1,2,3,4, IEC60068-2-3,
IEC	IEC60068-2-11,52, IEC60529 EN61140, EN61000-6-1,2,3,4, EN55011,
EN	EN61000-3-2,3, EN61000-4-2-3-4-5-6-8-11, EN61000-6-2-3-4, EN60204, EN60529, EN60068-1, EN60068-2-1, EN61010-1, EN62040-1,2, EN61558-2-16, EN55032, EN55024
CSA/UL	CSA-C 22.2 / UL60950, UL508, UL1950

Mechanical data

Mounting	Wall mounting with screws
Dimensions (W x H x D)	148mm x 256mm x 167,5mm
Weight	approx. 11.0 kg



Products of the series:

Type	SNT14024-K	SNT14060-K
Order number	585227	585261
Output voltage	24VDC	60VDC
Output current	35.0A	15.0A

FEAS

Postfach 1521
D - 22905 Ahrensburg

Phone: +49 4102 42082
Fax: +49 4102 40930

e-Mail: sales@feas.com
Internet: www.feas.com