


Product specification

Power supply with accupack (DC-UPS): LDR8212-HT



- Input range:** 85 - 270V_{AC} or 120 - 400V_{DC}
- Power nominal:** 210 Watt
- Buffered time:** 90min typ. 15A/12V
- Extreme temperature range:** -40°C - +70°C
- Operating status shown by LED:** Line-In, charging-level, buffer-mode, temperature
- Remote monitoring:** Line-In failed/ Temp., charging-level, sleeping mode
- Automatic accumulator test, simple accumulator exchange, safeguard against**
- Overload and open circuit protected, short circuit proof**
- Vibration proof, suitable for the tropics epoxy resin casted**
- Conforms to EMC and low voltage directive**
- Extra low safety potential** PELV (EN 60204), SELV (EN 62368)
- Safety acc. to VDE, EN, UL, CSA**

Application

The LDR is connected between the line voltage and the system, to power it with DC voltage. If the line power fails, the system is supplied from the lead-acid accumulators, which are integrated in the LDR. The duration of the supply depends on the quantity of the load current of the system.

During mains operation the internal switch mode power supply supplies the DC-consumer and simultaneously charges the accumulators with optimal loading techniques. Thereby the output voltage follows the accumulator voltage.

During mains operation and emergency operation an output current of 15.0 Amp. can be obtained permanently. Temporary the output current can exceed the nominal current up to 20%. The output is short circuit proof and protected against polarity reversal.

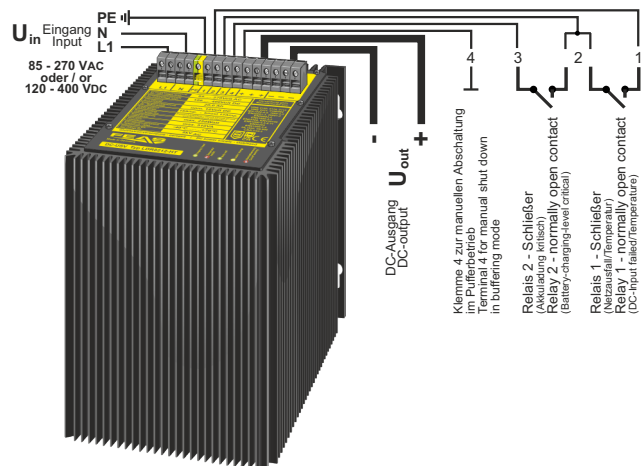
Operational principle

At the first operation of the LDR, the accumulator is charged. When the accumulator is charged, the LED "Akku voll" will light green.

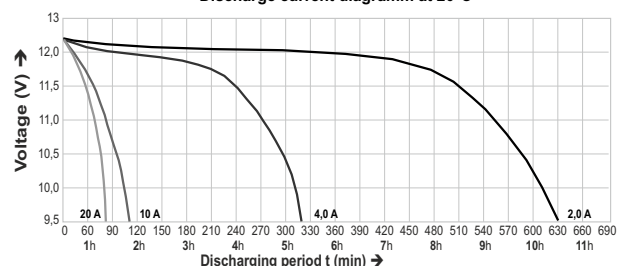
After a power failure and the return of the line voltage afterwards the maximal output current is available immediately. Simultaneously the accumulator is charging. When fully charged, the accumulator is switched to trickle charging to compensate the loss of self-discharging.

Design

The internal power supply is completely casted, if necessary the accumulators can be replaced easily. The LDR is delivered in an aluminium housing for wall mounting with screws.



Discharge current diagramm at 20°C



Please read the data sheets and the operating instructions for further information.

FEAS

Postfach 1521
D - 22905 Ahrensburg

Phone: +49 4102 42082
Telefax: +49 4102 40930

E-Mail : sales@feas.com
Internet: www.feas.com